

This article appeared in a journal published by Elsevier. The attached copy is furnished to the author for internal non-commercial research and education use, including for instruction at the authors institution and sharing with colleagues.

Other uses, including reproduction and distribution, or selling or licensing copies, or posting to personal, institutional or third party websites are prohibited.

In most cases authors are permitted to post their version of the article (e.g. in Word or Tex form) to their personal website or institutional repository. Authors requiring further information regarding Elsevier's archiving and manuscript policies are encouraged to visit:

<http://www.elsevier.com/copyright>



200 / ... & ... (200) ... (200) ...

... ..

2. Experiments 1 and 2

2.1. Methods

2.1.1. Participants

... ..

2.1.2. Apparatus and stimuli

... ..

2.1.3. Experimental procedure

... ..

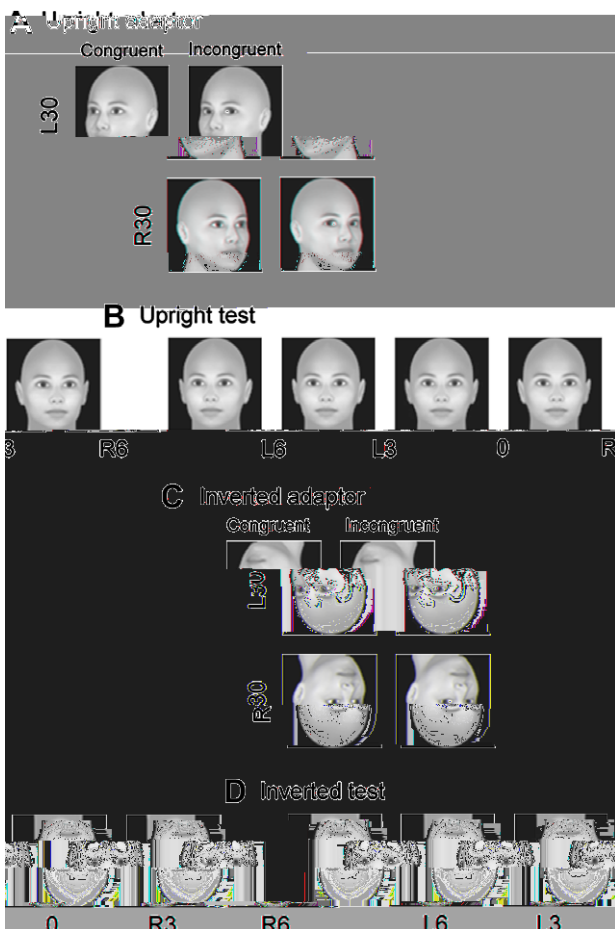


Fig. 1. ...

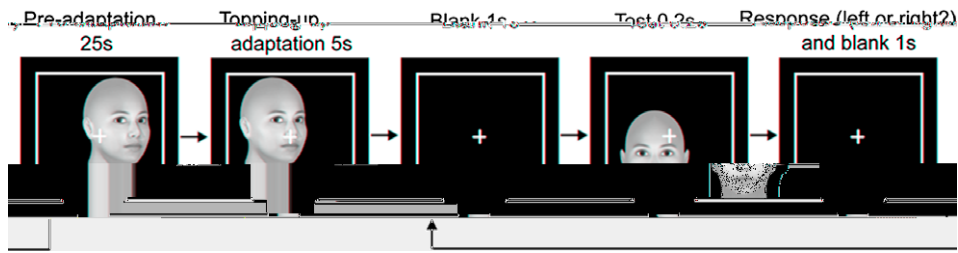


Fig. 2. Experimental procedure. The grayscale image of the woman's face was presented at 0° for 25 s in the pre-adaptation stage, 5 s in the topping-up adaptation stage, 1 s in the blank stage, 0.2 s in the test stage, and 1 s in the response and blank stage.

The grayscale image of the woman's face was presented at 0° for 25 s in the pre-adaptation stage, 5 s in the topping-up adaptation stage, 1 s in the blank stage, 0.2 s in the test stage, and 1 s in the response and blank stage.

2.2. Results

The grayscale image of the woman's face was presented at 0° for 25 s in the pre-adaptation stage, 5 s in the topping-up adaptation stage, 1 s in the blank stage, 0.2 s in the test stage, and 1 s in the response and blank stage.

The grayscale image of the woman's face was presented at 0° for 25 s in the pre-adaptation stage, 5 s in the topping-up adaptation stage, 1 s in the blank stage, 0.2 s in the test stage, and 1 s in the response and blank stage.

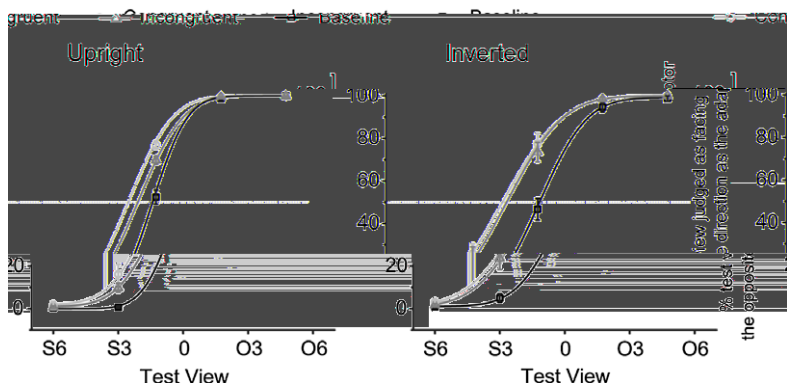


Fig. 3. Results of the experiment. The grayscale image of the woman's face was presented at 0° for 25 s in the pre-adaptation stage, 5 s in the topping-up adaptation stage, 1 s in the blank stage, 0.2 s in the test stage, and 1 s in the response and blank stage.





- Bi, T., & Sclar, D. (2000). The effects of spatial frequency on the perception of motion direction. *Psychological Science*, 17, 10–14.
- Bi, T., & Sclar, D. (2000). The effects of spatial frequency on the perception of motion direction. *Perception*, 32, 111–114.
- Bi, T., & Sclar, D. (2000). The effects of spatial frequency on the perception of motion direction. *Proceedings of the American Philosophical Society*, 88, 2–5.
- Bi, T., & Sclar, D. (2000). The effects of spatial frequency on the perception of motion direction. *Quarterly Journal of Experimental Psychology A*, 53, 2–5.
- Bi, T., & Sclar, D. (2000). The effects of spatial frequency on the perception of motion direction. *Perception & Psychophysics*, 66, 2–5.
- Bi, T., & Sclar, D. (2001). The effects of spatial frequency on the perception of motion direction. *Nature Neuroscience*, 4(1), 1–4.
- Bi, T., & Sclar, D. (2000). The effects of spatial frequency on the perception of motion direction. *Nature Neuroscience*, 7, 0–3.
- Bi, T., & Sclar, D. (2000). The effects of spatial frequency on the perception of motion direction. *Trends in Cognitive Sciences*, 13(1), 1–4.
- Bi, T., & Sclar, D. (2000). The effects of spatial frequency on the perception of motion direction. *Philosophical Transactions of the Royal Society B*, 335, 2–5.
- Bi, T., & Sclar, D. (2000). The effects of spatial frequency on the perception of motion direction. *Experimental Brain Research*, 86, 1–4.
- Bi, T., & Sclar, D. (2000). The effects of spatial frequency on the perception of motion direction. *Vision Research*, 32, 1–4.
- Bi, T., & Sclar, D. (2000). The effects of spatial frequency on the perception of motion direction. *Psychological Science*, 14, 1–4.
- Bi, T., & Sclar, D. (2000). The effects of spatial frequency on the perception of motion direction. *Quarterly Journal of Experimental Psychology*, 61, 1–4.
- Bi, T., & Sclar, D. (2000). The effects of spatial frequency on the perception of motion direction. *Vision Research*, 46, 0–3.
- Bi, T., & Sclar, D. (2000). The effects of spatial frequency on the perception of motion direction. *Experimental Brain Research*, 167(1), 1–4.
- Bi, T., & Sclar, D. (2002). The effects of spatial frequency on the perception of motion direction. *Neuron*, 36, 1–4.
- Bi, T., & Sclar, D. (2000). The effects of spatial frequency on the perception of motion direction. *Current Biology*, 19, 2–5.
- Bi, T., & Sclar, D. (2000). The effects of spatial frequency on the perception of motion direction. *Psychological Science*, 20, 1–4.
- Bi, T., & Sclar, D. (2000). The effects of spatial frequency on the perception of motion direction. *Perception*, 32, 110–111.
- Bi, T., & Sclar, D. (2000). The effects of spatial frequency on the perception of motion direction. *Nature*, 428, 1–4.
- Bi, T., & Sclar, D. (2000). The effects of spatial frequency on the perception of motion direction. *Psychonomic Bulletin & Review*, 6, 1–4.
- Bi, T., & Sclar, D. (2001). The effects of spatial frequency on the perception of motion direction. *Vision Research*, 41, 2–5.